



**PRODUCT DATA SHEET**

**FLUSH SYSTEM**

Job reference	Building / room	Order ref:	Lamp type	Qty

**LE 1015xxx / 1215xxx- Low Profile**

A trim-less down light for limited void depth installations with a common design language across the whole family finishing completely 'flush', having no un slightly bezels protruding below the ceiling in either skimmed plaster or tape, joint constructions.

For use with MR16 (50mm) lamps & light engines halogen or LED and can be used with one (1) 'Light Shaping' accessory and Ingress Protection – IP65 front plate.



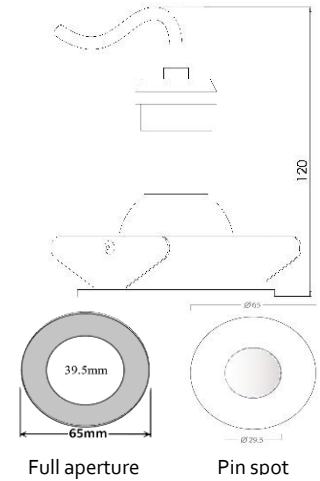


**Ref Number:**

- LE1015 Non Fire rated with white front plate
- LE1215 Fire Rated with white front plate

**Characteristics:**

Overall diameter	65mm
Cut out hole size	62mm
Overall height with	-MR16 12v GY 5.3 70mm -MR16 230v GU 10 120mm -PLCG2 Light engine 65mm
Lamp / light source options	-Maximum diameter 50mm -MR 16 halogen / LED replacement lamps -LED light engines prewired with drivers for: mains dimming, Dali, or 1-10v
Maximum Power	40 watts (halogen)
Maximum lamp diameter	50mm / MR16
Adjustable	Fixed angle down light
Ingress Protection	IP20 / 65 –function of front plate
60 minutes fire rating	Available
Pre wired connection sets	GU 10 230v / GU 5.3 12v includes mains connector
Front plates	-IP 65 -Standard powder coated white RAL 9010 -Primed ready for decoration -RAL colours to order
Magnet covers	Black / White / RAL colours to order
Glare / Spill control	Honey comb louvre
Effects filters / lenses	-Beam shaping lenses -Diachroic Glass & Polycarbonate filters



Filters Lenses

Contact Levello at Tel: +44 (0)1582433717 Email: [sales@levello.net](mailto:sales@levello.net) Web: [www.levello.net](http://www.levello.net)

As part of our policy of continuous improvement we reserve the right to change any aspect of the product without notice

